

Dear GSIS Pensioner:

Here's good news from your Government Service Insurance System!

We understand that you are finding it difficult to enroll for the eCard Plus, that's why we have come up with a new system which will allow you to get your eCard Plus using any computer that has a webcam and Internet connection.

Introducing the eCard Plus enrollment via video call. To use this, you only need to download and create an account with Skype\*. Here's how:

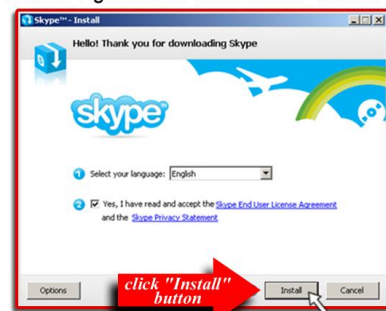
**Step 1:** Open an Internet browser (such as Internet Explorer). On the address bar, type: **www.skype.com**. Click the "Download" button.



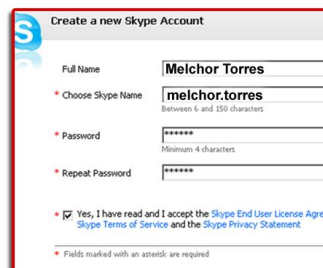
**Step 2:** Click "Run" when a window opens asking you what to do with the file SkypeSetup.exe. If another dialog box appears, click the "Run" button to continue downloading.



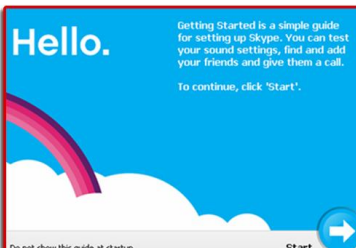
**Step 3:** Once download is complete, the screen below will appear. Select your desired language and accept the End User License Agreement. Click "Install" button.



**Step 4:** Once installation is complete, you now create your Skype account by typing your full name, Skype name, and password. Click "Next" to fill out other required fields.



**Step 5:** Sign in after you create your Skype account. On your first sign-in, you will see a "Getting Started" screen. This will guide you on how to check your web cam, sound, and how you can find other friends using Skype.



Once you have a Skype account, please email

**pensioinglobal@gsis.gov.ph**

In your email, write your full name and your Skype username. GSIS will reply with an email stating the schedule of your Skype video call enrollment.

On the scheduled video call, make sure:

- Your computer is turned on, including the webcam, microphone, and speakers (or headset)
- You are logged on to Skype
- Your computer is positioned in a well-lit area
- You have your passport and 2 valid IDs (state ID, driver's license, etc.)

A GSIS representative will call you on your scheduled date and time of video call. Right there and then, the GSIS representative will enroll you to the eCard Plus. After a successful enrollment, GSIS will mail to you your own eCard Plus, wherever you are in the world, so you can start withdrawing your monthly pension in any VISA Plus ATM in the currency of the country you are in.

What's more, the representative will also enroll you to the new GSIS Voice Activated processing System, or GVAPS. GVAPS allows you to activate your eCard Plus by simply calling **(632) 976 0860** or **(632) 884 7400**. Since you will be enrolled to the GVAPS, you can also have your annual renewal of active status over the phone using these numbers.

This is GSIS service – anytime and anywhere in the world..

\*Skype trademarks and logos are properties of Skype.com. Skype is not affiliated with the GSIS. Use of Skype is subject to terms and conditions of Skype.